

Distanced Learning Survey

October 2020



mopria®

Print. Scan. Go.™

Goals

- Understand the importance of Print and Scan in the current environment.
- Is Print/Scan more important for those learning from home vs. attending school in person?
- Do individuals have access to print at home or school primarily?
- How vital of an educational tool is Print/Scan?
- Why and how are students using print for school?



Approach

- September-October 2020
- 2 distinct Survey Audiences: Parents, College Students

Parents (= Younger Learners)

400+ SurveyMonkey respondents

- Requirements:
 - US-only
 - Parents of K-12 students
 - Age 25-65

Older Learners

340+ SurveyMonkey respondents

- Requirements:
 - US-only
 - Enrolled in high school, college or university (undergraduate or graduate program; full or part-time)
 - Ages 18-35



Key Takeaways

Printers are generally easily accessible and used reasonably often:

Approximately **75%** of students had access to a printer in their home/dorm room

Approximately **75%** of older learners (high school and up) and 2/3 of younger learners (K-8) print at least monthly, if not daily or weekly for school

About **50%** of students/parents said they would have a hard time without a printer and print is very important to their education

75% of older learners reported that print is an essential learning tool



Key Takeaways


Why use print?

- Top reason for using print: to turn in or complete an assignment, homework or worksheet
- 3 of the top 4 reasons are to help students **learn, comprehend and focus better**

Technology Used in Printing

- **Older Learners:** Mobile phones and Apple computers are significantly more important learning tools
- **Younger Learners:** Tablets and Chromebooks have a greater impact

Source of Print

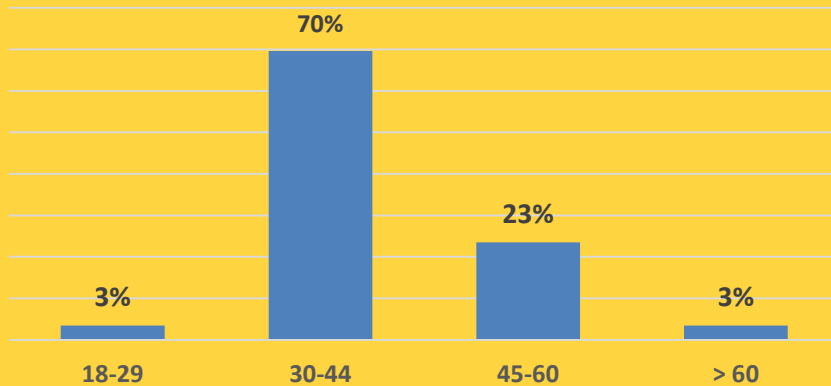
- Microsoft Office files and PDF viewers are the most common sources of eventual printed materials
- 

A woman with short dark hair, wearing an orange polo shirt, is leaning over a desk and looking at a laptop screen. A young girl with long dark hair, wearing a white t-shirt and large black headphones, is sitting at the desk and looking at the laptop screen. The background shows a window with green curtains and a view of trees outside. The text "Parents of School Aged Children (K-12)" is overlaid in white on the image.

Parents of School Aged Children (K-12)

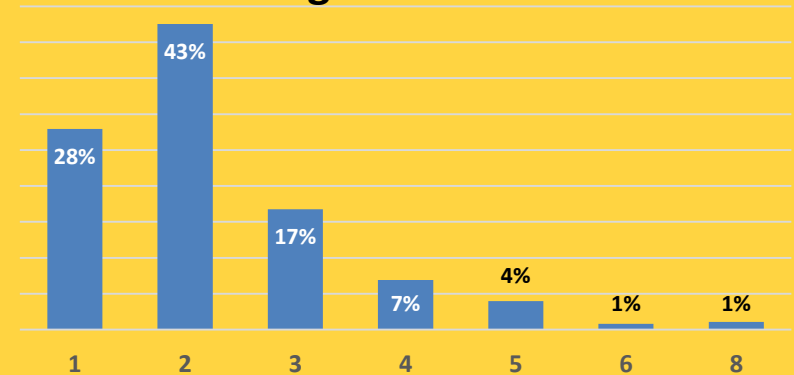
Demographics

Age



Respondents needed to have school age children, so age range is in-line with expectations

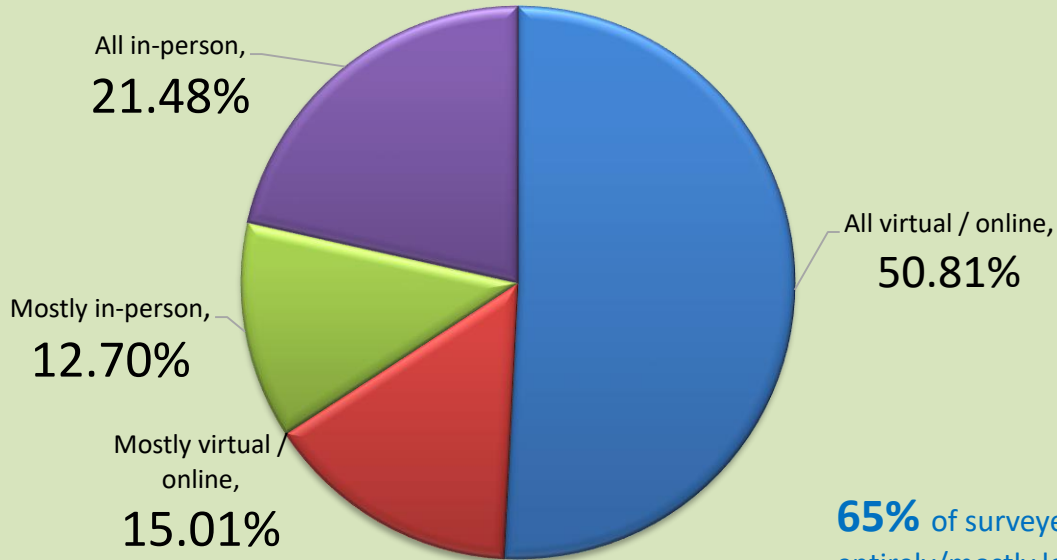
Total number of school age children



Respondents had a median of 2 school-aged children (mean was 1.7)

Demographics

Are your child's classes going to be:



65% of surveyed parents are entirely/mostly learning from home this semester

Access to Print and Technology

- Nearly all students have access to print (**89%**)
- **10%** of online learners rely on school for print while an additional **13%** have no dedicated access



Frequency of Print and Technology Use

Frequency of print

- Roughly $\frac{1}{2}$ of respondents with access to a printer use it weekly for school purposes

Technology use

- 70% use a laptop or desktop computer
- Only 19% of students have access to a secondary monitor but they use it almost daily
- 41% use a mobile phone
- 34% use a tablet

Importance of Print and Technology

50%

believe that print is essential to their child's learning

The importance of print is stronger for students doing online learning

(53%)

How do they print?

64%

Computers are the
dominate source of
printing

49%

Apple products
(mobile, computer)
are as important as
Windows devices

Why are they printing?



- Top reason for using print: to turn in or complete an assignment, homework or worksheet

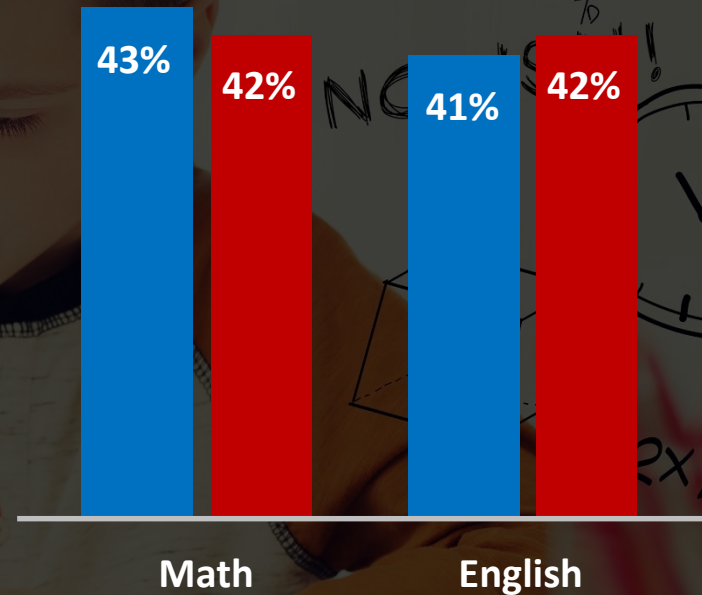


- 3 of the top 4 reasons are to help students **learn, comprehend and focus better**

What classes are they printing for?

Classes:

Math and English
(blue is online and
red is in-person)



What classes are they printing for?

Top Printed Documents

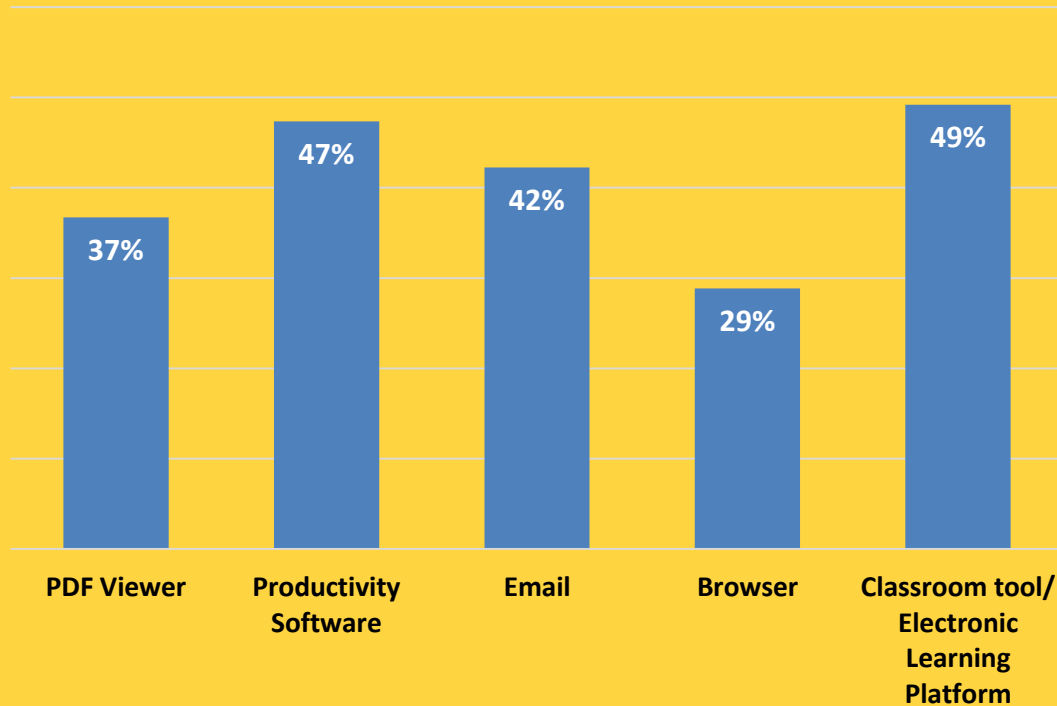
44%

Homework &
Class Assignments

39%

Worksheets

Where are they printing from?

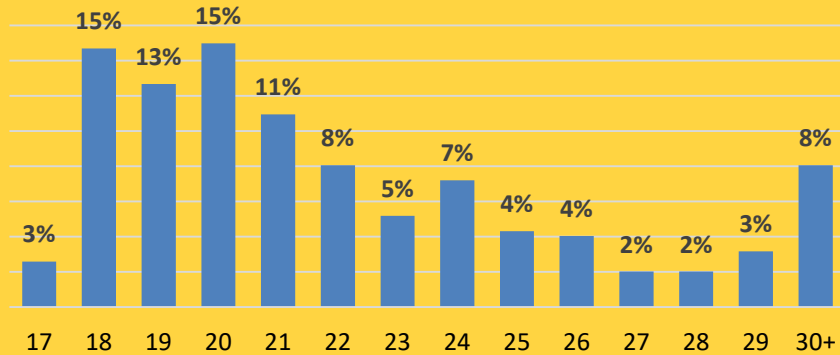




**College and a Few High School Students
(Older Learners)**

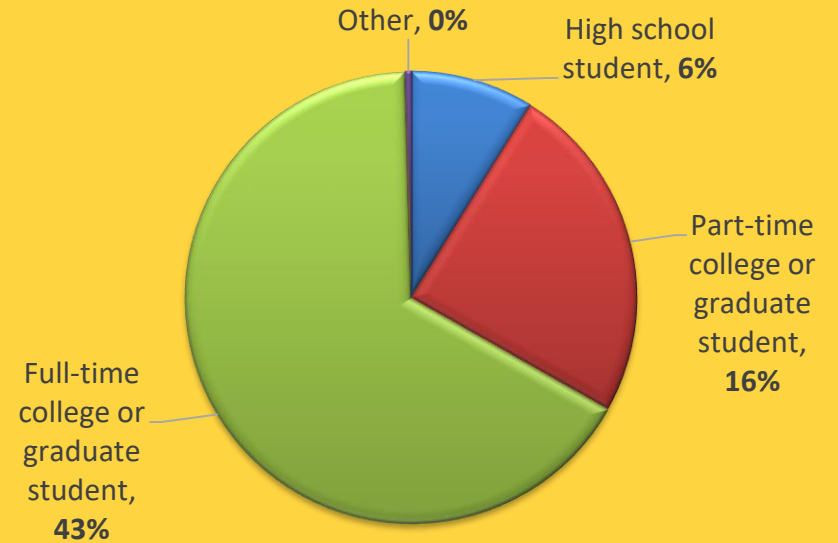
Demographics

Age



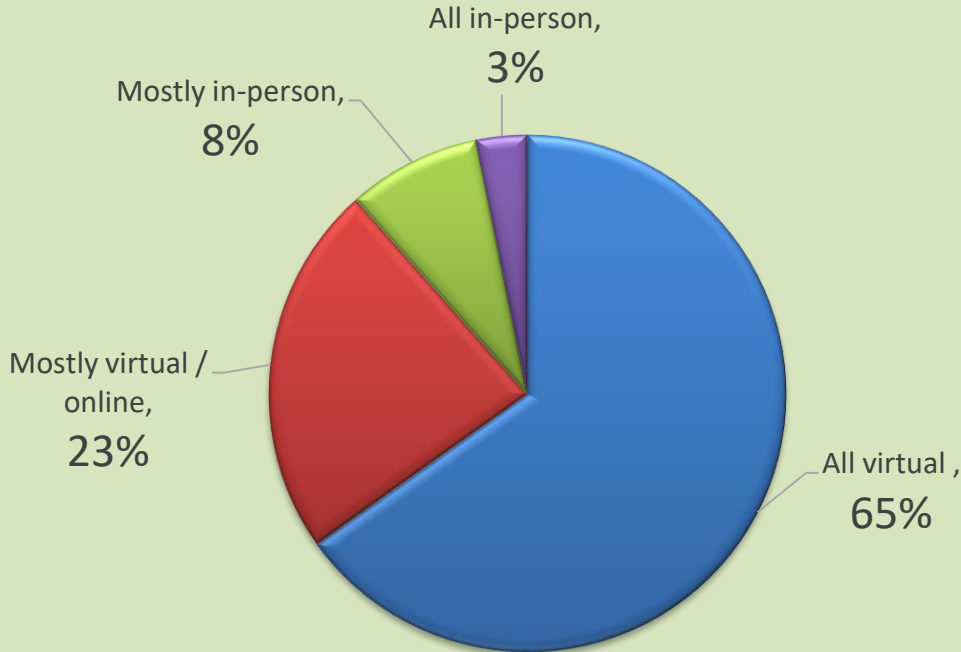
Respondents needed to be in school (ages between 17-35)

Student Status



Demographics

Are your classes going to be:



88% of older student respondents are entirely/mostly learning from home this semester* – **this is a significantly higher amount than the Parents survey (65%)**

** Small sample sizes for in-person breakouts, means increased likelihood of wild variations*

Access to Print and Technology

- **75%** have access to print
- In-person learners are much more reliant on their schools' print infrastructure and less likely to own a printer



Frequency of Print and Technology Use

Frequency of print

- **75%** of students used a printer in the past month; Print remains a secondary learning tool

Technology use

- Print is not a primary educational tool for older students and only **39%** said that print is important
- Older learners weekly print usage = **39%** compared to younger learners at **45%**

Importance of Print and Technology

42%

say that print is important (compared to younger learners at 49%)

56%

say that mobile phones are of higher importance (compared to younger learners at 37%)

How do they print?

60%

Computers are the dominate source of printing - used as a primary device by nearly all respondents

Apple computers are significantly more important

- **36%** older learners vs. **21%** younger learners
- **Chromebooks** significantly less important = **8%** older learners vs **33%** younger learners

Why are they printing?



- Top reason for using print: to turn in or complete an assignment, homework or worksheet




- 3 of the top 4 reasons are to help students **learn, comprehend and focus better**

What classes are they printing for and what are they printing?

Classes:

English is the clear leader where older students rely more on print
(blue is online and red is in-person)



35%

Print important for students taking in-person nursing/medical programs

Top Printed Documents

58%

Homework and
class assignments

58%

Essays/Papers/Reports



Where are they printing from?

Productivity Software

is a dramatically more important source of print for older learners at **80%** vs **47%** for younger learners

Google Classroom

is less important (**12%** older vs **33%** younger)

Higher importance of:

- **Canvas** (**22%** for older learners and **9%** for younger learners)
- **Blackboard** (**16%** for older learners vs **4%** for younger learners)

The slide features decorative elements consisting of colored circles. In the top right corner, there are three circles: a small pink one, a medium green one, and a large blue one. In the bottom left corner, there are three circles: a small green one, a medium blue one, and a large pink one.

Thank you!